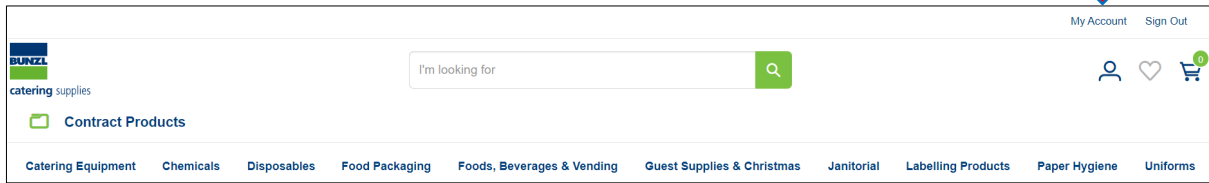


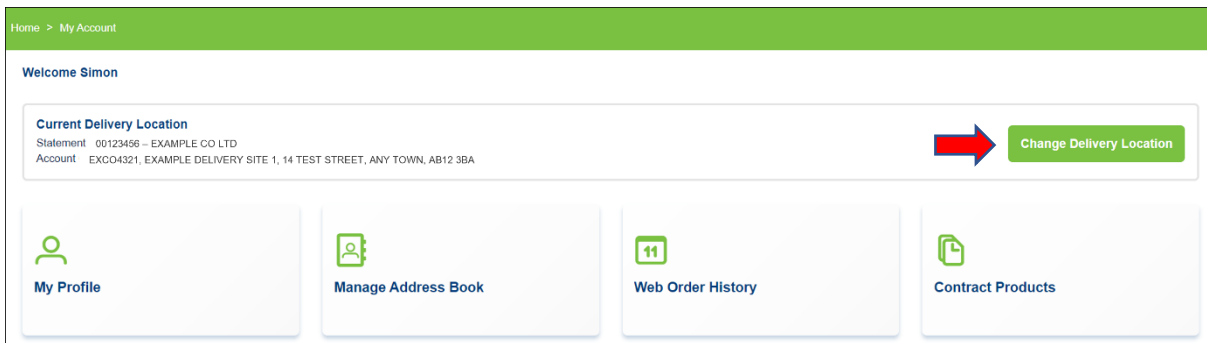
## How to switch between accounts on the new BCS website

Some website users have their Usernames linked to multiple BCS account numbers. Switching between these different accounts is easy. Just follow the 3-step guide below.

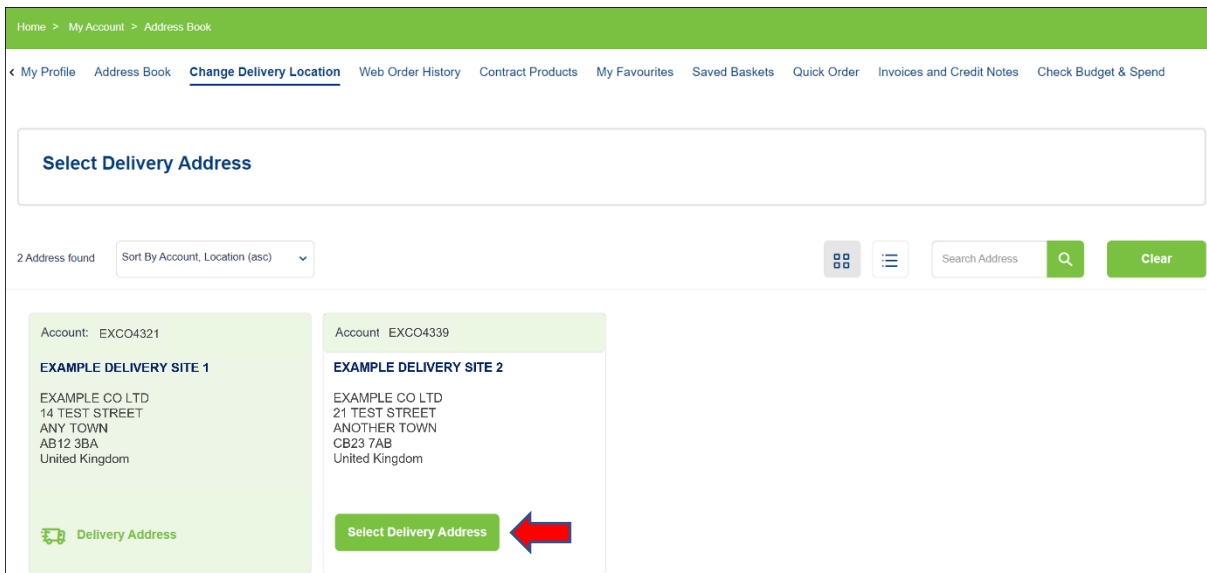
1. Once you have logged in, select the 'My Account' link shown top right on the homepage (see screenshot below)



2. At the top of the 'My Account' page you will see the details of the account currently selected (see screenshot below). To the right of these details is a green button labelled 'Change Delivery Location'. Click on this link.



3. You will then see the page below. This will confirm how many accounts are linked to your Username and will show the account that you currently have selected (the first one on the left and highlighted in solid green). To select a different account simply click on the green 'Select Delivery Address' button. See screenshot below.



If you have a large number of accounts linked to your Username you can use the 'Sort By Account' filter or the 'Search Address' box to help you find the one you require.

